

This part is now OBSOLETE 1/22/2009

Not Recommended for new designs

International
IR Rectifier

Data Sheet No. PD 10063 revE

Series PVY117 & PbF

Microelectronic Power IC
HEXFET® Power MOSFET Photovoltaic Relay
Single-Pole, Normally-Open, 0-40V AC/DC, 470mA

General Description

The PVY117 Series Photovoltaic Relay is a single-pole, normally-open solid-state relay that can replace dry and Mercury-wetted reed relays in many applications. It utilizes International Rectifier's proprietary HEXFET power MOSFET as the output switch, driven by an integrated circuit photovoltaic generator of novel construction. The output switch is controlled by radiation from a GaAlAs light emitting diode (LED), which is optically isolated from the photovoltaic generator.

The PVY117 is ideally suited for use as matrix relay in low voltage ATE applications and general instrumentation applications involving high frequency test signals. This can be accomplished thanks to the extremely low Figure Of Merit ($FOM = Coff * Ron$), which is the product of the relay's off-state output capacitance and on-state resistance.

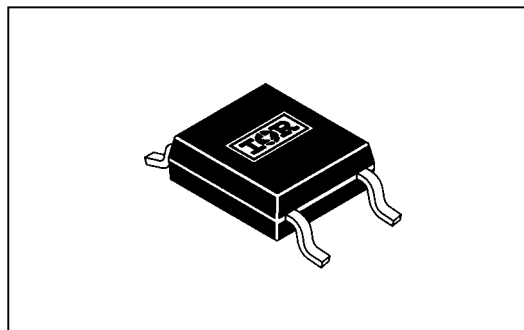
The PVY117 is packaged in a 4-pin, molded small outline package (SOP-4) with surface mount (gull wing) terminals. It is available in plastic shipping tubes or on tape-and-reel. Please refer to Part Identification information.

Applications

- Automated Test Equipment
- Instrumentation
- Data Acquisition

Features

- Low signal distortion at high frequencies
- Low $Coff * Ron$ Figure Of Merit
- High off-state resistance
- 1,500 V_{RMS} I/O isolation
- Long operational life
- Solid-State Reliability
- ESD Tolerance 2000V Human Body Model



Part Identification

PVY117 & PbF	surface-mount
PVY117-T & PbF	surface-mount, tape and reel

(HEXFET is the registered trademark for International Rectifier's power MOSFETs)

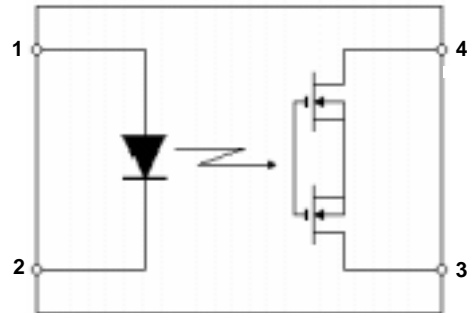
Electrical Specifications (-40°C ≤ T_A ≤ +85°C unless otherwise specified)

INPUT CHARACTERISTICS	Units	Min	Typ	Max
Minimum control current (see Figure 1)	mA	2.0	—	—
Control current for off-state resistance @ T _A = +25°C	mA	—	—	0.2
Control current range (caution: current limit input LED, see Figure 8)	mA	2.0	—	20.0
Reverse voltage	V	—	—	6.0

OUTPUT CHARACTERISTICS	Units	Min	Typ	Max
Operating voltage range	V peak	—	—	40
Continuous load current @ 40°C, 5mA control (see Figure 1)	mA	—	—	470
Pulsed load current @ 25°C, 5mA control (see Figures 2 and 3) 10ms on, 10% duty cycle	mA	—	—	850
Off-state leakage @ 40V, 25°C, (see Figure 4)	nA	—	0.05	1.0
On-state resistance @ 5mA control, I _L =100mA (see Figures 2 and 3)	Ω	—	0.74	0.95
Output capacitance V _d =0V, f=1MHz (C _{out} , see Figure 7)	pF	—	10.1	14.5
C * R (C _{out} x R _{DDon})	pF * Ω	—	7.5	—
Turn-on time, 5mA control, 100Ω, 20V (T _{on} , see Figure 5) 1ms on, 50% duty cycle	μS	—	110	200
Turn-off time, 5mA control, 100Ω, 20V (T _{off} , see Figure 5) 1ms on, 50% duty cycle	μS	—	30	100

GENERAL CHARACTERISTICS	Units	Min	Typ	Max
Dielectric strength, Input to Output	V _{RMS}	1500	—	—
Insulation Resistance, Input to Output	Ω	10 ¹²	—	—
C _{I-O} (Input to Output Capacitance), V _d = 0V, f = 1MHz	pF	—	0.8	—
Max. pin soldering temperature (10 seconds max.)	°C	—	—	+260
Ambient temperature range: Operating	°C	-40	—	+85
Storage	°C	-40	—	+100

International Rectifier does not recommend the use of this product in aerospace, avionics, military or life support applications. Users of this International Rectifier product in such applications assume all risks of such use and indemnify International Rectifier against all damages resulting from such use.



Connection Diagram

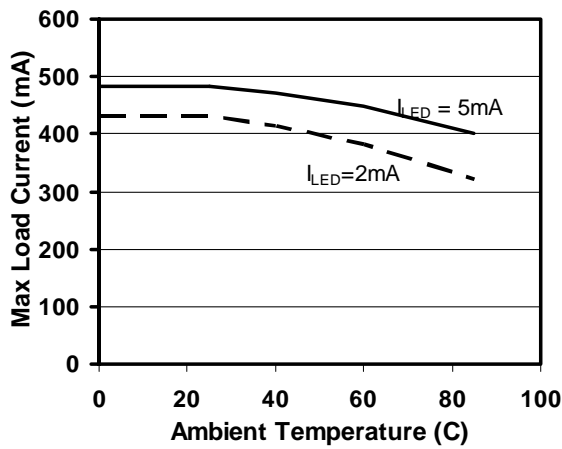


Figure 1. Current Derating Curves

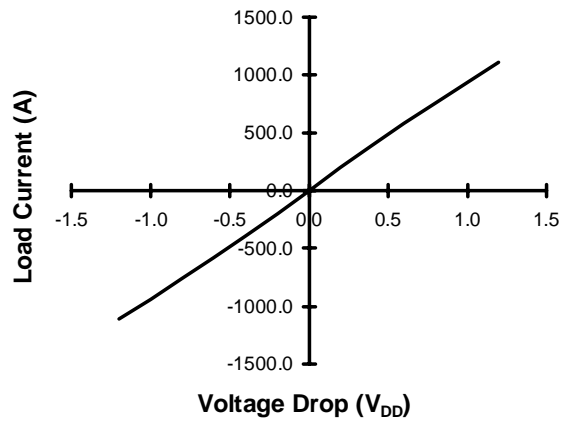


Figure 2. Typical On Characteristics

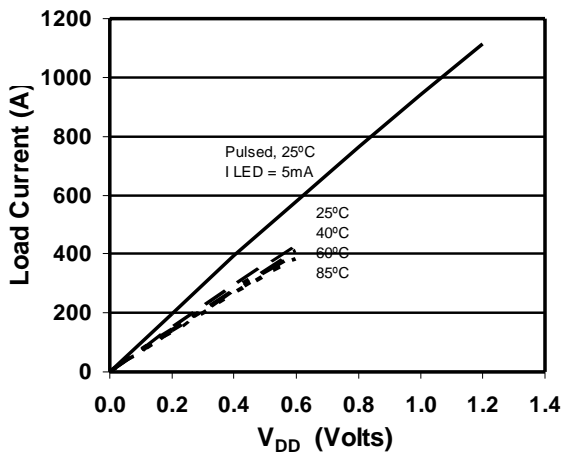


Figure 3. Typical On Characteristics

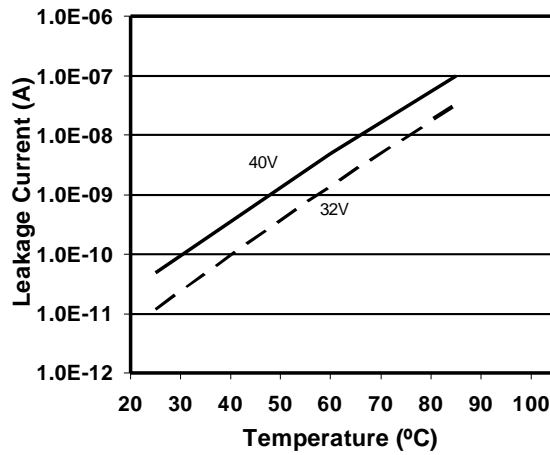


Figure 4. Typical Leakage Characteristics

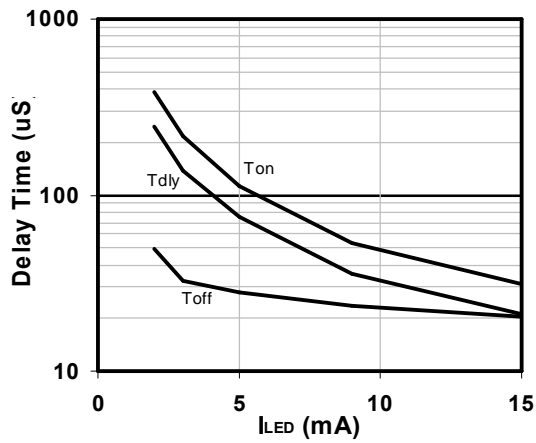


Figure 5. Typical Delay Times

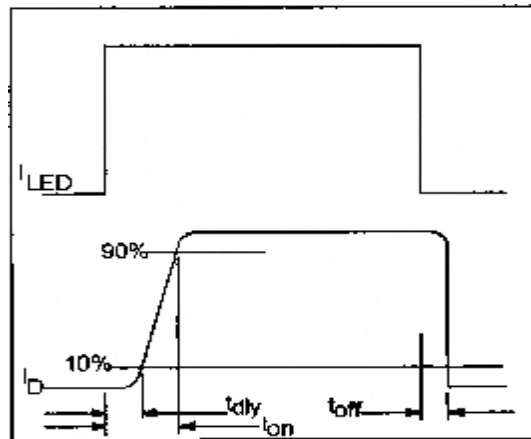


Figure 6. Delay Time Definitions

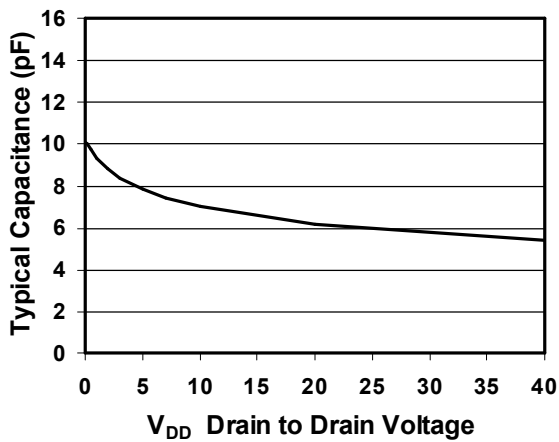


Figure 7. Output Capacitance

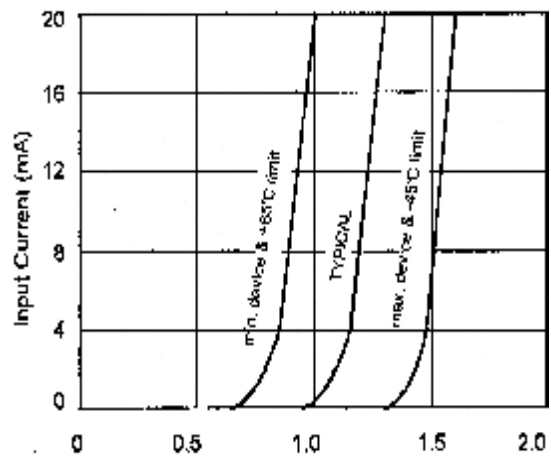


Figure 8. Input Characteristics (Current Controlled)

Case Outlines - 4 Lead SOP

